



BASICA

VITAMINS REPORT 2025

MAY (Week 3-4)

Nutrition Department

Tel: 86-551-65175446 Email: rosawang@basicacorp.com



All rights reserved. No reproduction or translation without permission.



CONTENTS

Vitamin Industry News	3
Market Price Overview	4-18
Hot Products Offered	20



Vitamin Industry News

- Recently, the Vitamin B1 market has been demonstrating a downward trend. Most end-users are doing spot purchasing. Forced by the inventory pressure, some factories have started to offer low price to liquidate stock, which is followed by traders and pushed market dealing price to keep declining.
- BASF's Ludwigshafen plant has postponed the plan of Vitamin E production. The final production date remains to be announced.
- Zhejiang Garden Biopharmaceutical Co., Ltd has formally commence production of Vitamin A powder with capacity of 6,000t/a. Its Biotin and VB6 projects have been constructed and shall have trial production soon.
- Jiangxi Tianxin Pharmaceutical Co., Ltd. has completed the project of Vitamin A production line updation and the environmental inspection and acceptance are underway.
- DSM-Firmenich's Swiss Vitamin E plant is scheduled to be shut down for six weeks starting from mid-July. Hubei Yimante's Vitamin E plant plans to suspend production for one month in June.



-
- **Guangji Pharmaceutical has started production line maintenance of Vitamin B2 80% production line in the end of May, which will be finished in September or October.**

All rights reserved. No reproduction or transfer without permission.



Market Price Overview

- The average price of VA 1000 in May was FOB USD 18.5/kg, a month-on-month decrease of 14.6%.
- The average price of VE in May was FOB USD 11/kg, a month-on-month decrease of 11%.
- The average price of VB1 in May was FOB USD 27/kg, a month-on-month decrease of 2%.
- The average price of VB6 in May was FOB USD 20/kg, a month-on-month decrease of 4%.
- The average price of VB5 in May was FOB USD 5.5/kg, a month-on-month decrease of 2%.
- The average price of Folic Acid in May was FOB USD 36.5/kg, a month-on-month decrease of 3%.
- The average price of VC in May was FOB USD 2.2/kg, a month-on-month decrease of 7%.

Market Price Overview

• Vitamin A 500

Market Price Trend (Jan.2019-May.2025)

VA 500,000 IU Monthly Average Price (Jan.2019-May.2025)



Weekly Price Trend (2025)

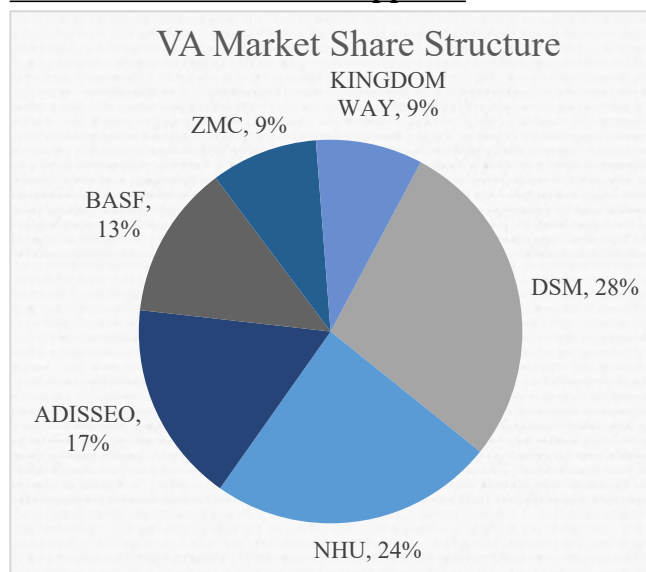
VA, 500,000IU Price Per Week



Market Situation-(Week 3-4, May)

- Zhejiang Garden Biopharmaceutical Co., Ltd has commenced production of Vitamin A powder with capacity of 6000t/a. DSM-Firmenich plans to shut down its vitamin A production line for maintenance starting from mid-July, with a period expected to last 14 weeks. The market remains sluggish with limited dealing activity and transactions are generally price - negotiable. There are plenty of inventories in distribution channel. Market dealing prices vary from brands and shelf life.
- Currently, market price of VA 1000 is in the range of USD18.5/kg FOB China, while the price for VA 500 falls in USD7.5/kg FOB China.
- There is a year-on-year rise of 3% for Chinese VA export volume in the 1st four months of 2025.

Market Shares of Main Suppliers



Market Price Overview

• Vitamin E 50%

Market Price Trend (Jan.2019-May.2025)

VE (50%) Monthly Average Price (Jan.2019-May.2025)



Weekly Price Trend (2025)

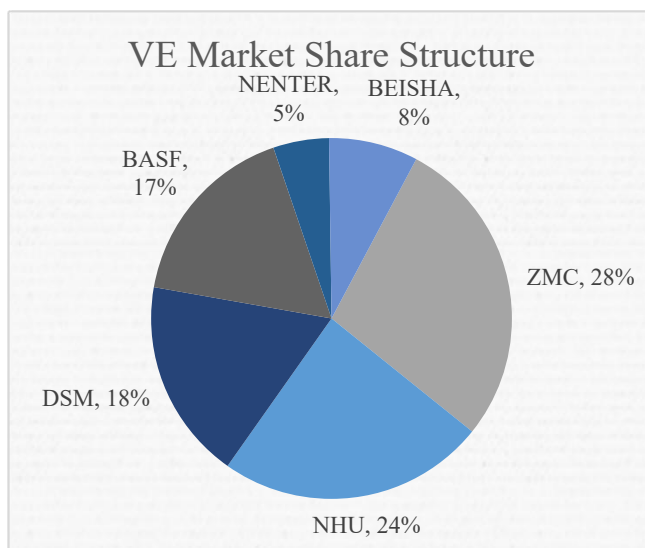
VE 50% Price Per Week



Market Situation-(Week 3-4, May)

- BASF's Ludwigshafen plant has postponed the plan of Vitamin E production resumption. Hubei Yimante's Vitamin E plant plans to suspend production for one month in June. DSM-Firmenich's Swiss Vitamin E plant is scheduled to be shut down for six weeks starting from mid-July. ZMC plans to shut down its Vitamin E production facility for scheduled maintenance with a period lasting for three months, from early June to early September. Shandong NHU plans to start maintenance of its Vitamin E production line in early June, with the maintenance expected to last 10-12 weeks. Manufacturers are trying to hold up market price. Market dealing prices vary from brands and shelf life. End-users are holding a cautious and bearish outlook on the market trend.
- Currently, the Chinese market dealing price is around USD 11/kg FOB China. There is a year-on-year decline of 19% for Chinese VE export volume in 1st four months of 2025.

Market Shares of Main Suppliers





Market Price Overview

- Vitamin B2 80%

Market Price Trend (Jan.2019-May.2025)

VB2 (80%) Monthly Average Price (Jan.2019-May.2025)



Weekly Price Trend (2025)

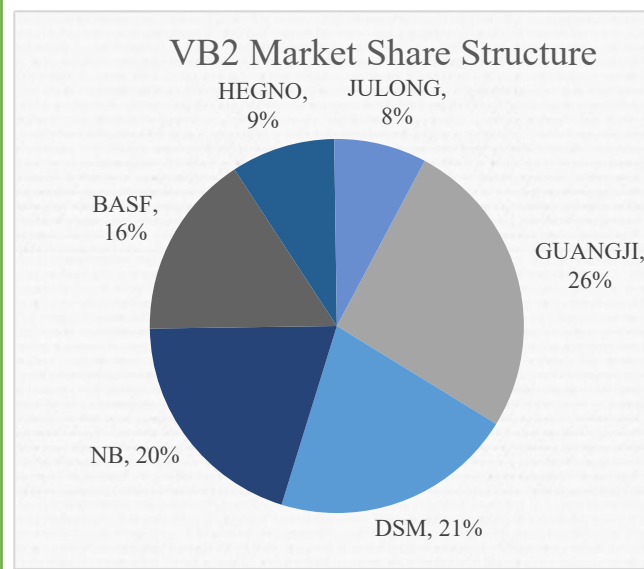
VB2 80% Price Per Week



Market Situation-(Week 3-4, May)

- The Chinese supply of VB2 is abundant. There is a severe overproduction situation with new market players keeping entering into the market. The actual market dealing price is slightly lower than average quotations from manufacturers. Attention should be paid to product availability from new manufacturers in the near future. Currently, the market dealing price is around USD9/kg FOB China.
- There is a year-on-year increase of 9.5% for Chinese VB2 export volume in the 1st four months of 2025.

Market Shares of Main Suppliers





Market Price Overview

- Vitamin B3 (Nicotinamide)

Market Price Trend (Jan.2019-May.2025)

VB3 Monthly Average Price (Jan.2019-May.2025)



Weekly Price Trend (2025)

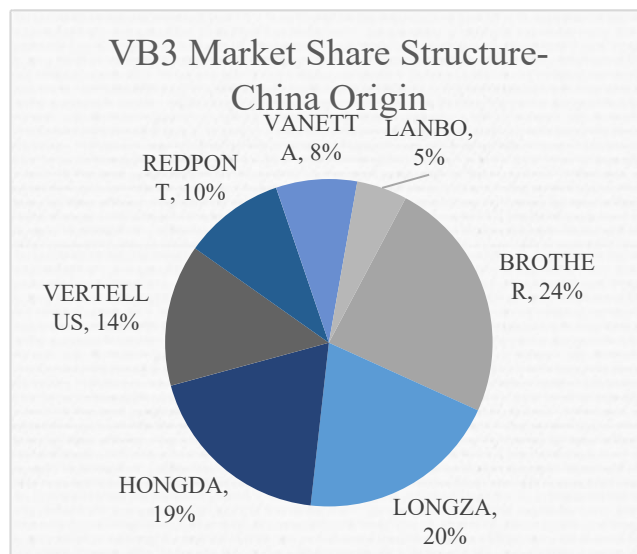
VB3 Price Per Week



Market Situation-(Week 3-4, May)

- Market supply remains sufficient, with prices turning downward. New production capacity is under construction, further intensifying the oversupply situation. End-users are keeping limited inventories.
- Currently, the market price is around USD4.1/kg FOB China.

Market Shares of Main Suppliers

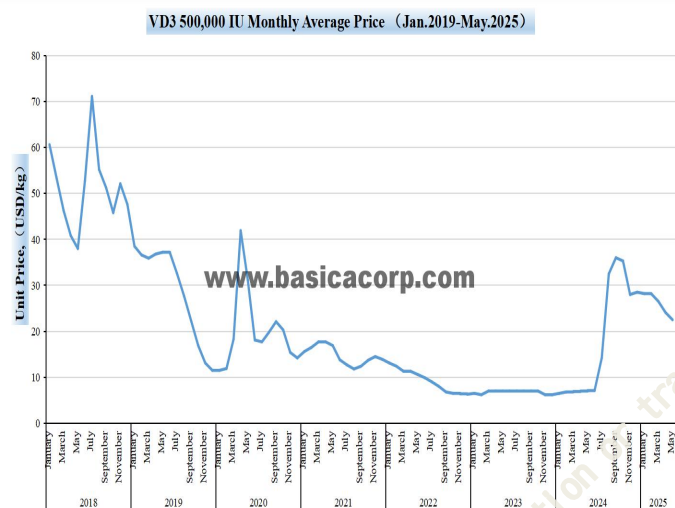




Market Price Overview

• Vitamin D3

Market Price Trend (Jan.2019-May.2025)



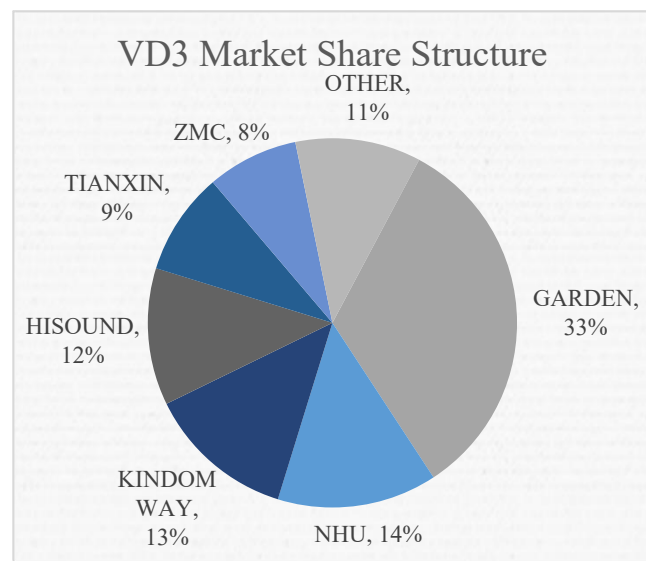
Weekly Price Trend (2025)



Market Situation-(Week 3-4, May)

- Mainstream manufacturers have mostly suspended quotations but are showing a strong willingness to hold up market price. However, new producer are joining in the market and there is a downward pressure on price. Therefore, some market dealing prices are getting lower
- The current market dealing price is around USD22/Kg FOB China.

Market Shares of Main Suppliers



Market Price Overview

• Vitamin B5

Market Price Trend (Jan.2019-May.2025)

D-Calcium Pantothenate Monthly Average Price (Jan.2019-May.2025)



Weekly Price Trend (2025)

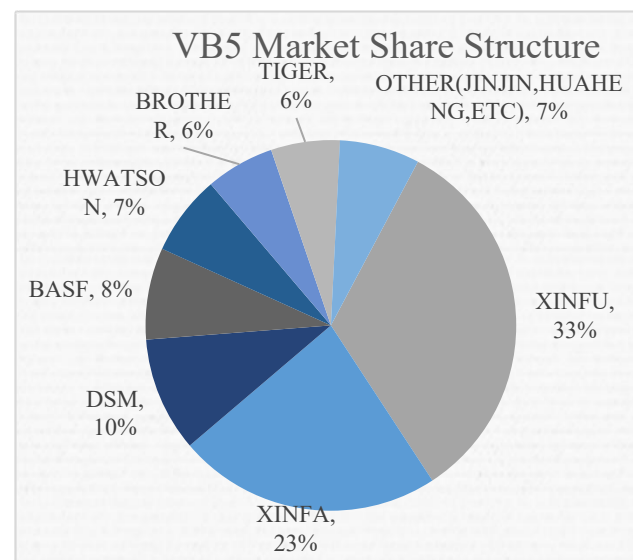
VB5 Price Per Week



Market Situation-(Week 3-4, May)

- The VB5 market continues to experience a downward trend in prices, with some small-medium manufacturers being in deficit. New production capacity is under construction, which will lead to a significant increase in supply in the future and a slim chance of price rise. The current price is around USD5.5/kg FOB China.
- There is a year-on-year rise of 0.2% for Chinese VB5 export volume in the 1st four months of 2025.

Market Shares of Main Suppliers





Market Price Overview

- Vitamin B6

Market Price Trend (Jan.2019-May.2025)



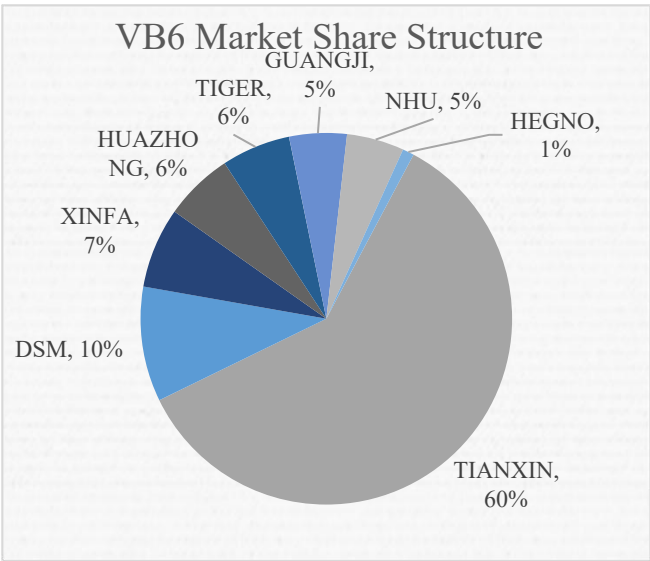
Weekly Price Trend (2025)



Market Situation-(Week 3-4, May)

- Market price has been gradually falling down, with new manufacturers entering the market. Xinfu and Garden will achieve formal production within this year. Attention should be paid to the changes in the supply structure. At present, the VB6 market quotation is around USD20.5/kg FOB China.
- There is a year-on-year decline of 4.9% for Chinese VB6 export volume in the 1st four months of 2025.

Market Shares of Main Suppliers

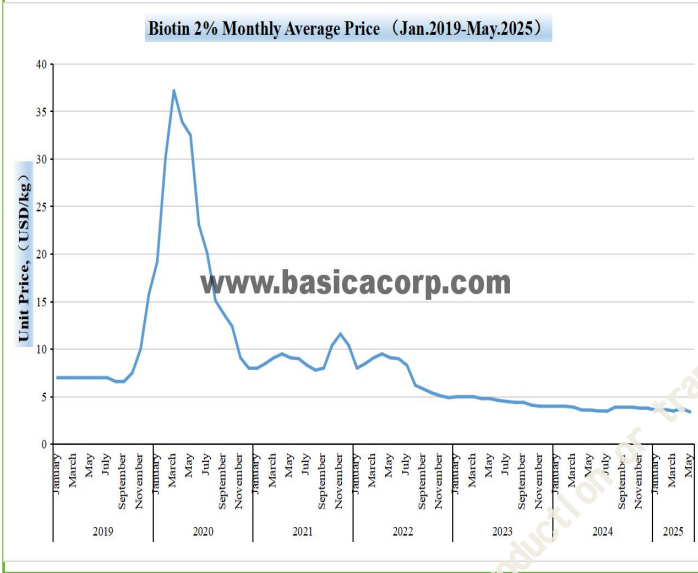




Market Price Overview

- Biotin

Market Price Trend (Jan.2019-May.2025)



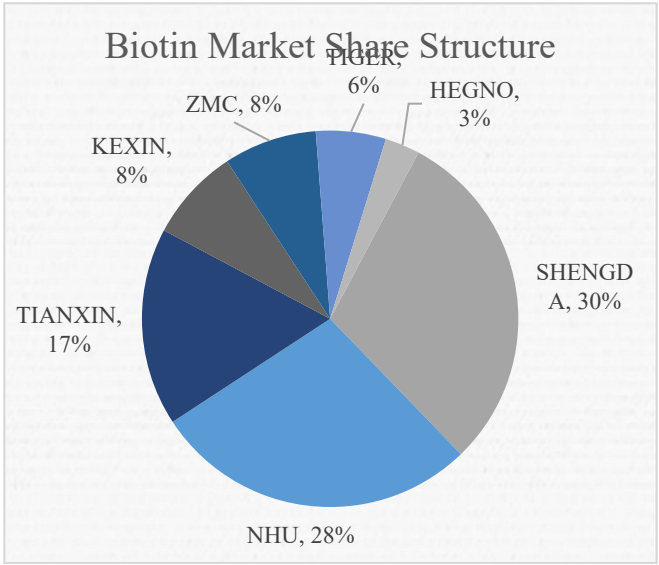
Weekly Price Trend (2025)



Market Situation-(Week 3-4, May)

- Serious oversupply leads to extremely-low prices. Some companies are operating in deficit with major manufacturers barely meeting their cost. Attention should be paid to manufacturers'sales strategies.
- Market price is around USD121/Kg FOB China for Biotin Pure and USD3.4/Kg FOB China for Biotin 2%.

Market Shares of Main Suppliers



Market Price Overview

• Vitamin B9

Market Price Trend (Jan.2019-May2025)

Folic acid Monthly Average Price (Jan.2019-May2025)



Weekly Price Trend (2025)

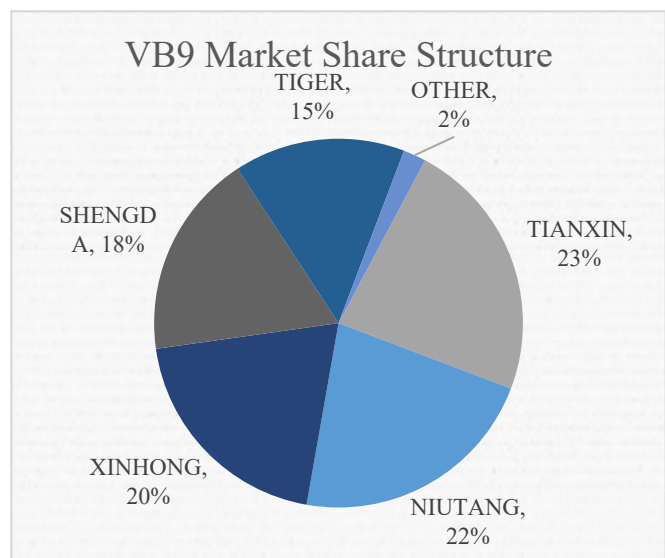
VB9 Price Per Week



Market Situation-(Week 3-4, May)

- Offers from mainstream manufacturers are remaining firm, but a slight declining trend can be noticed due to low-price contracts deliveries from manufacturers, which was signed before market price rise last year. Attention should be paid to manufacturers' production and order delivery status.
- The current market price is lingering around USD36.5/kg FOB China.

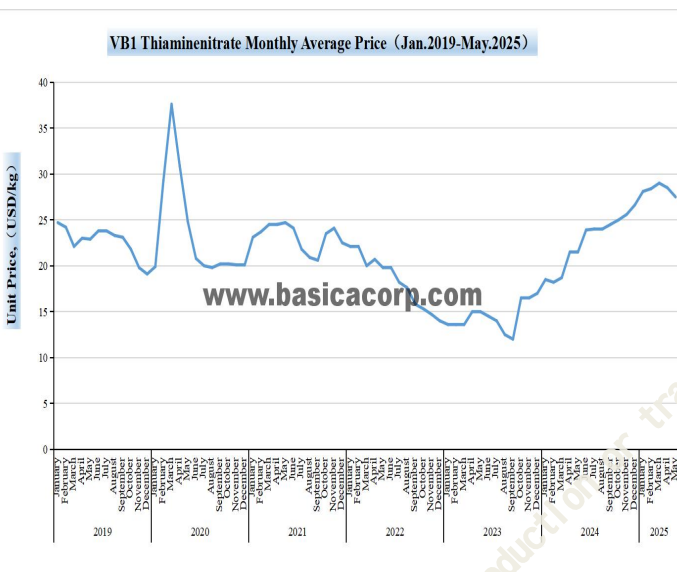
Market Shares of Main Suppliers



Market Price Overview

• Vitamin B1

Market Price Trend (Jan.2019-May.2025)



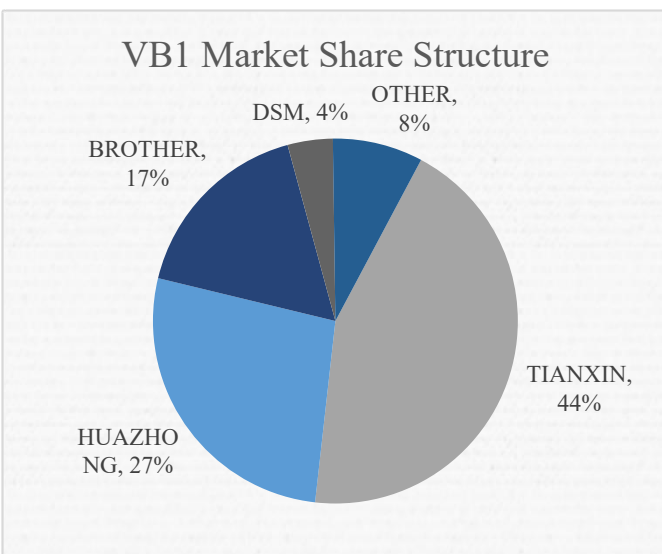
Weekly Price Trend (2025)



Market Situation-(Week 3-4, May)

- The market price is in a declining trend, with customers mainly doing spot purchase. Low-price inventories have been gradually consumed out. Manufacturers are trying to hold up offer prices and controlling output. However, some factories, forced by the cash flow pressure, have gradually reduced offer prices, leading to a deteriorating market expectation. Attention should be paid to the upstream factories' sales strategy. At present, market price is around USD 27/Kg FOB China for VB1 Nitrate and USD 33/Kg FOB China for VB1 Hydrochloride.
- There is a year-on-year rise of 6.8% for Chinese VB1 export volume in the 1st four months of 2025.

Market Shares of Main Suppliers



Market Price Overview

Vitamin K3

Market Price Trend (Jan.2019-May.2025)

VK3 (MSB) Monthly Average Price (Jan.2019-May.2025)



Weekly Price Trend (2025)

VK3, MSB Price Per Week

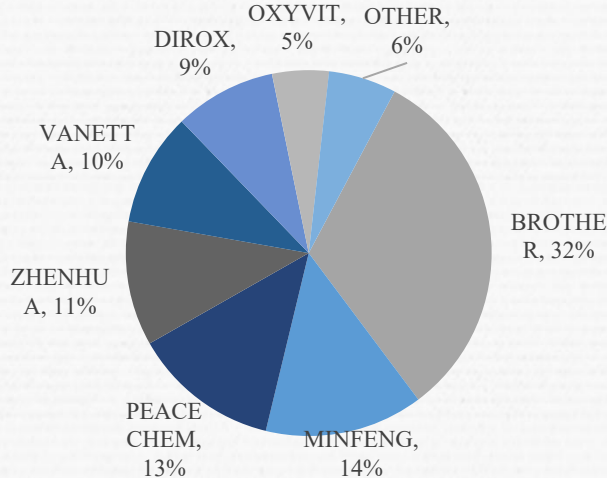


Market Situation-(Week 3-4, May)

- End-users are doing spot purchasing. The industry is still profitable, with new production capacity under construction. Buyers should focus on the new capacity and accordingly the impact on supply patterns.
- VK3 MSB market price is around USD 9.9/Kg FOB China and VK3 MNB price is around USD 11.0/KG FOB China.

Market Shares of Main Suppliers

VK3 Market Share Structure



Market Price Overview

• Vitamin B12

Market Price Trend (Jan.2019-May.2025)

VB12 (1%) Monthly Average Price (Jan.2019-May.2025)



Weekly Price Trend (2025)

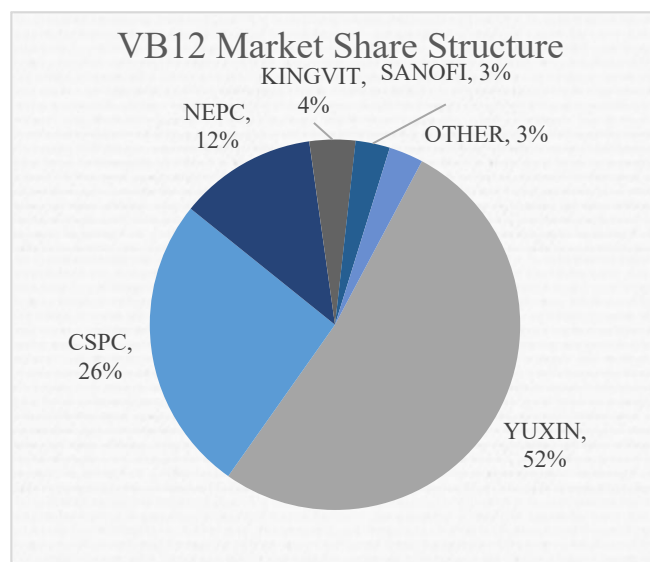
VB12 1% Price Per Week



Market Situation-(Week 3-4, May)

- The current VB12 market is sluggish with price declining to historically-low level. Manufacturers have been suffering from serious losses. Recently, manufacturers raised the price offer, yet the market price only showed a slight upward trend. The market price is around USD11/KG FOB China.
- There is a year-on-year decline of 52% for Chinese VB12 export volume in the 1st four months of 2025.
- .

Market Shares of Main Suppliers



Market Price Overview

- Vitamin B4 (Choline Chloride)

Market Price Trend (Jan.2019-May.2025)

VB4 Monthly Average Price (Jan.2019-May.2025)



Weekly Price Trend (2025)

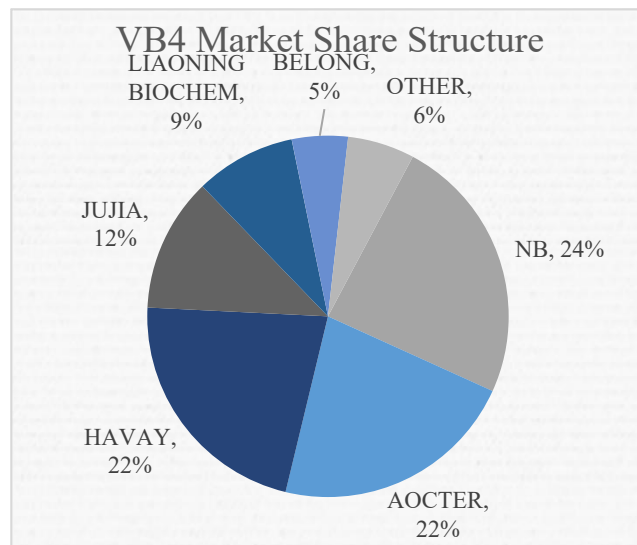
VB4 Price Per Week



Market Situation-(Week 3-4, May)

- The prices of raw materials are temporarily stable, and manufacturers' price offers are stable as well. The market price is around USD0.46/KG FOB China.
- On January 21, the European Commission released information showing that choline chloride originating from China violates dumping rules by 26% and 121%. Attention should be paid to the final judgement.

Market Shares of Main Suppliers

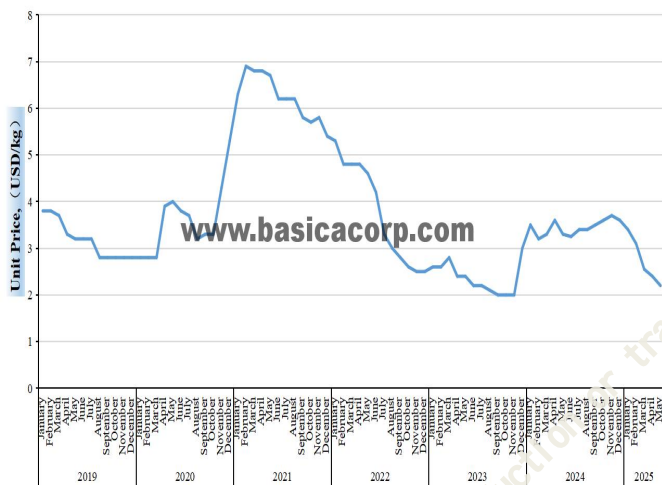


Market Price Overview

- Vitamin C (Ascorbic acid)

Market Price Trend (Jan.2019-May.2025)

Ascorbic acid Monthly Average Price (Jan.2019-May.2025)



Weekly Price Trend (2025)

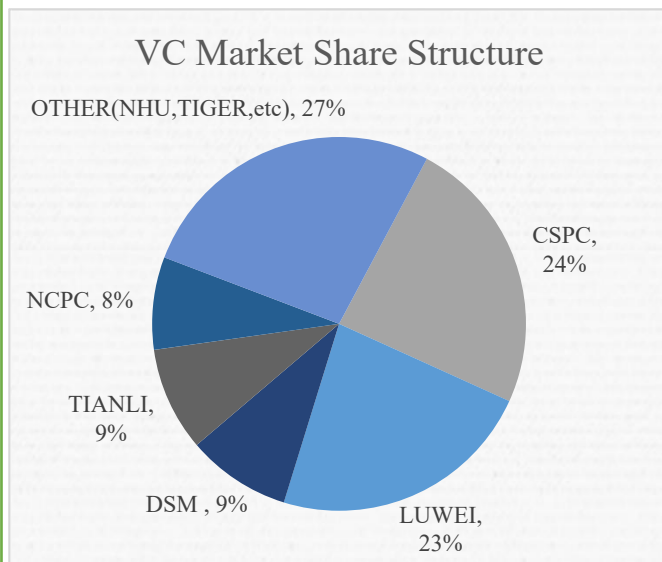
VC Price Per Week



Market Situation-(Week 3-4,May)

- Market is sluggish and market price has almost hit the lowest. Since Dec,2024, the VC market price has been rapidly declining which discourages end-users from purchasing and stocking. Attention should be paid to the market dealing and enterprise production status. The VC market price is around USD2.2/kg FOB and the VC 35% market price is around USD1.55/kg FOB.
- There is a year-on-year rise of 25% for Chinese VC export volume in the 1st four months of 2025.

Market Shares of Main Suppliers





Hot Products Offered

- **Vitamin E 50%**
- **Vitamin A 1000**
- **Benzoic acid feed grade**
- **Sodium benzoate**
- **Calcium propionate**

All rights reserved. No reproduction or transfer without permission.