



# BASICA

## VITAMINS REPORT 2025

JUN (Week 1-2)

Nutrition Department

Tel: 86-551-65175446 Email: [rosawang@basicacorp.com](mailto:rosawang@basicacorp.com)



All rights reserved. No reproduction or transfer without permission.



CONTENTS

Vitamin Industry News	3
Market Price Overview	4-18
Hot Products Offered	20



## Vitamin Industry News

---

- Recently, Chinese VE industry are experiencing the summer maintenance period, which will last for 2 to 3 months, leading to an obvious reduction in market supply. There is little inventory from end-users who are only doing spot purchasing. Whether BASF will resume production as scheduled remained to be seen.
- On June 12, BASF announced to remove the force majeure on its VA 500 products.
- India has imposed anti-dumping duties on VA Palmitate originating from China.
- The Vitamin B6 market has been sluggish recently. End-users have been doing spot purchasing. In May, some manufacturers supplied at low prices and traders rushed to liquidate inventories. Transaction prices have been falling, with price lingering around USD 19.5/kg FOB China.



## Market Price Overview

---

- On June 6th, the latest quotation of vitamin B1 nitrate from Brother Technology is USD29/kg FOB China and that of hydrochloride is USD34/kg. Tianxin Pharmaceutical and Huazhong Pharmaceutical have not resumed quotation, claiming price is subject to negotiation.
- On June 12th, the latest quotation of vitamin E feed grade from Zhejiang Weishi Biotechnology Co., Ltd. was USD11/kg FOB China.
- On June 12th, the latest quotation of vitamin B2 80 % feed grade from Guangji Pharmaceutical Co., Ltd. was USD9.5/kg FOB China.

## Market Price Overview

### • Vitamin A 500

#### Market Price Trend (Jan.2019-May.2025)

VA 500,000 IU Monthly Average Price (Jan.2019-May.2025)



#### Weekly Price Trend (2025)

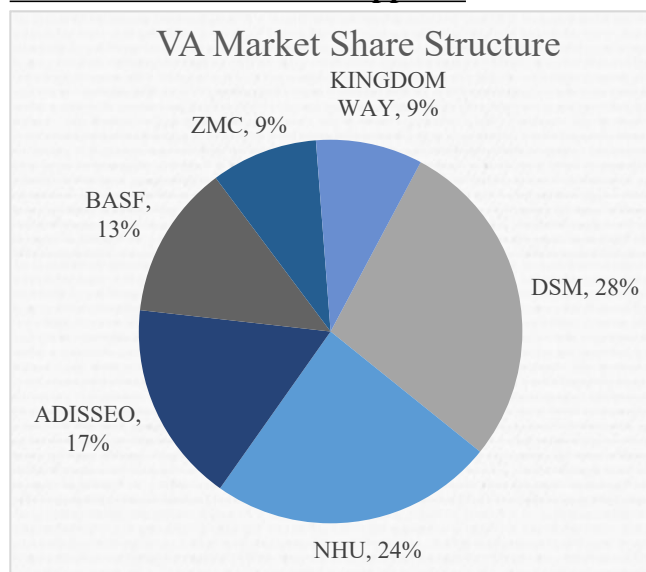
VA, 500,000IU Price Per Week



#### Market Situation-(Week 1-2, Jun)

- BASF announced to remove the force majeure on Vitamin A 500 on June 12th. DSM-Firmenich plans to shut down its Vitamin A production line for maintenance starting from mid-July, with a period expected to last 14 weeks. The market remains sluggish with limited dealing and transactions are generally price -negotiable. There are plenty of inventories in distribution channel. Market dealing prices vary from brands and shelf life.
- Currently, market price of VA 1000 is in the range of USD17/kg FOB China, while the price for VA 500 falls in USD7.2/kg FOB China.
- There is a year-on-year rise of 3% for Chinese VA export volume in the 1st four months of 2025.

#### Market Shares of Main Suppliers





## Market Price Overview

### • Vitamin E 50%

#### Market Price Trend (Jan.2019-May.2025)

VE (50%) Monthly Average Price (Jan.2019-May.2025)



#### Weekly Price Trend (2025)

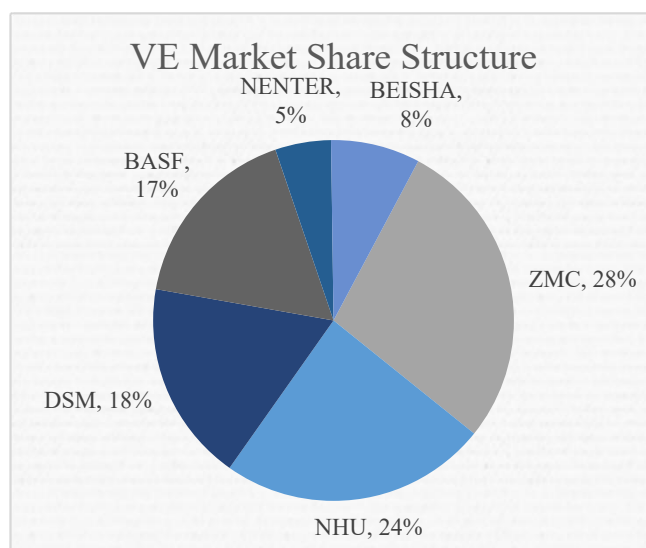
VE 50% Price Per Week



#### Market Situation-(Week 1-2, Jun)

- Jilin Beisha plans to suspend VE production for a maintenance starting from July, which is expected to last 10-11 weeks. Hubei Yimante plans to suspend VE production throughout June. DSM-Firmenich's Swiss VE plant plans to suspend production for six weeks starting from mid-July. ZMC Changhai Biological Company plans to suspend its VE production line for maintenance, which is expected to last three months. Shandong NHU plans to start maintenance in early June, lasting 10-12 weeks. Chinese VE industry is experiencing the summer maintenance period, which will last for 2-3 months, leading to a big reduction in market supply. There is little inventory from end-users who are only doing spot purchasing. Whether BASF will resume production as scheduled remained to be seen.
- Currently, the Chinese market dealing price is around USD10/kg-USD11/kg FOB China.

#### Market Shares of Main Suppliers



## Market Price Overview

### • Vitamin B2 80%

#### Market Price Trend (Jan.2019-May.2025)

VB2 (80%) Monthly Average Price (Jan.2019-May.2025)



#### Weekly Price Trend (2025)

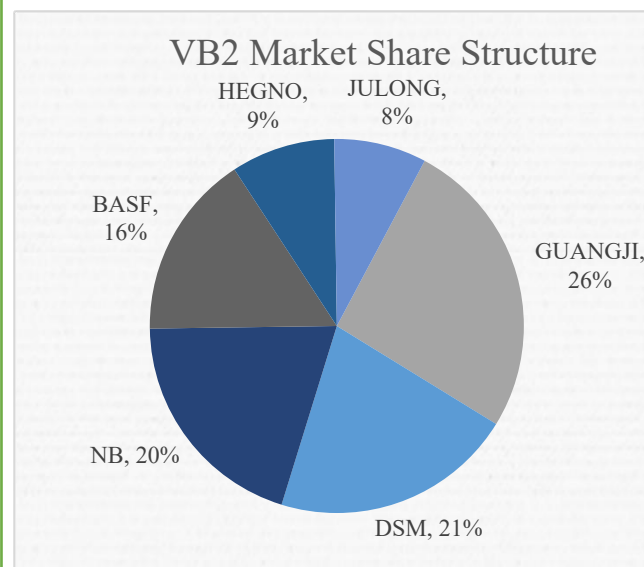
VB2 80% Price Per Week



#### Market Situation-(Week 1-2, Jun)

- The Chinese supply of VB2 is abundant. There is a severe overproduction situation with new market players keeping entering into the market. The actual market dealing price is slightly lower than average quotations from manufacturers. Attention should be paid to product availability from new manufacturers in the near future. Currently, the market dealing price is around USD9/kg FOB China.
- There is a year-on-year increase of 9.5% for Chinese VB2 export volume in the 1st four months of 2025.

#### Market Shares of Main Suppliers





## Market Price Overview

- Vitamin B3 (Nicotinamide)

### Market Price Trend (Jan.2019-May.2025)

VB3 Monthly Average Price (Jan.2019-May.2025)



### Weekly Price Trend (2025)

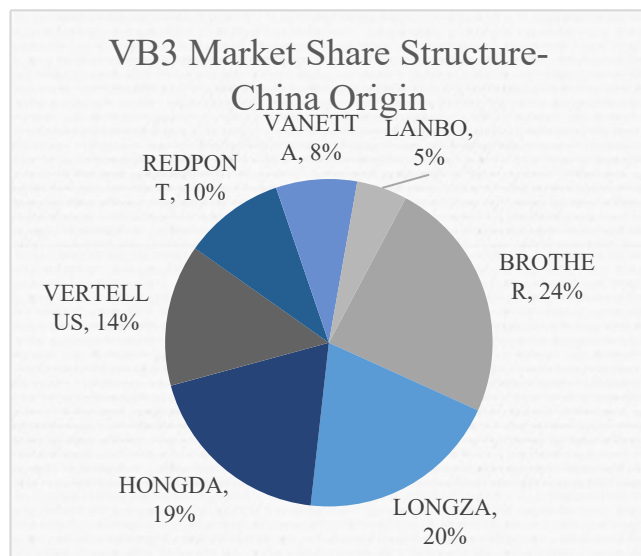
VB3 Price Per Week



### Market Situation-(Week 1-2, Jun)

- Market supply remains sufficient, with prices going downward. New production capacity is under construction, further intensifying the oversupply situation. End-users are keeping limited inventories.
- Currently, the market price is around USD4/kg FOB China.

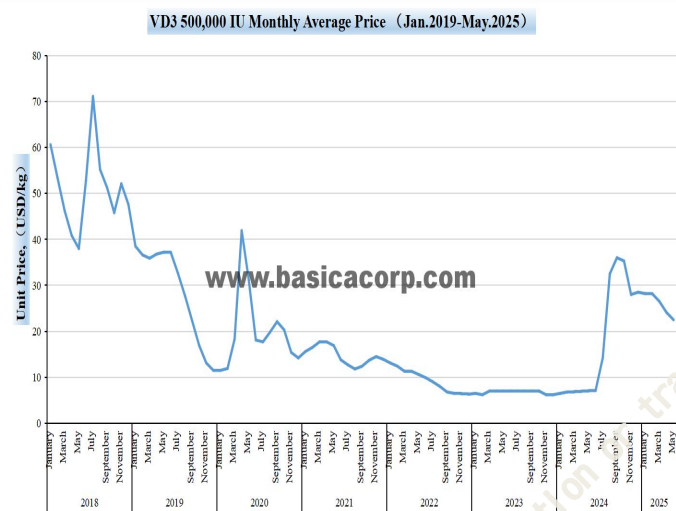
### Market Shares of Main Suppliers



## Market Price Overview

### • Vitamin D3

#### Market Price Trend (Jan.2019-May.2025)



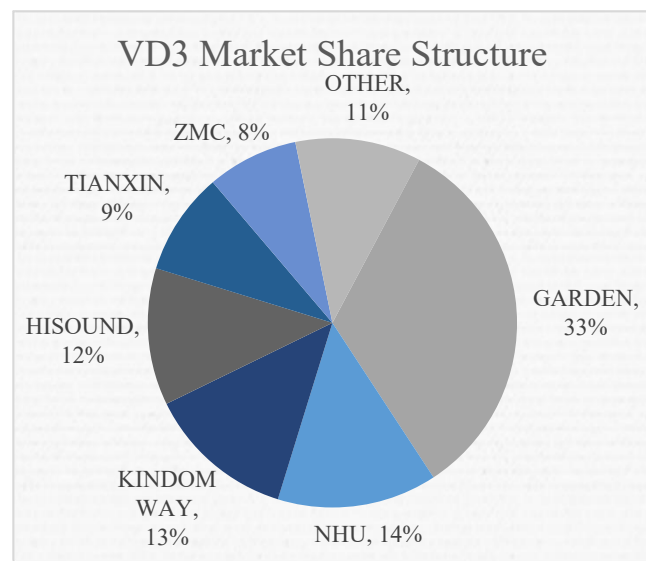
#### Weekly Price Trend (2025)



#### Market Situation-(Week 1-2, Jun)

- Mainstream manufacturers have mostly suspended quotations but are showing a strong willingness to hold up market price. However, new producer are joining in the market and there is a downward pressure on price.
- The current market dealing price is around USD19.5/Kg FOB China.

#### Market Shares of Main Suppliers





## Market Price Overview

### • Vitamin B5

#### Market Price Trend (Jan.2019-May.2025)

D-Calcium Pantothenate Monthly Average Price (Jan.2019-May.2025)



#### Weekly Price Trend (2025)

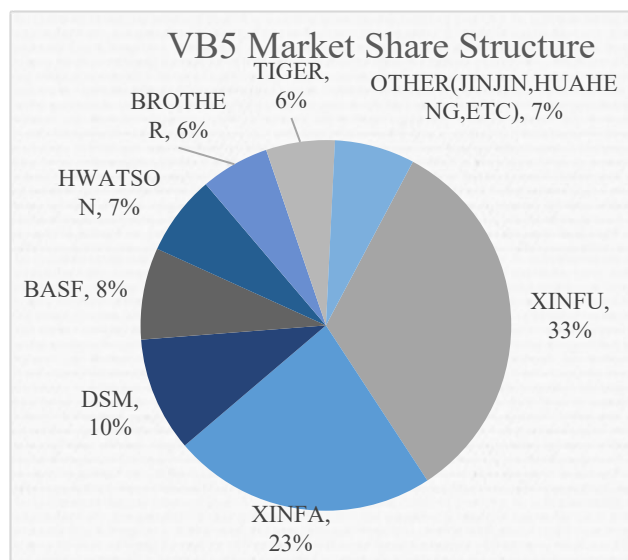
VB5 Price Per Week



#### Market Situation-(Week 1-2, Jun)

- The VB5 market continues to experience a downward trend in prices, with some small-medium manufacturers being in deficit. New production capacity is under construction, which will lead to a significant increase in supply in the future and a slim chance of price rise. The current price is around USD5.2/kg FOB China.
- There is a year-on-year rise of 0.2% for Chinese VB5 export volume in the 1st four months of 2025.

#### Market Shares of Main Suppliers





Market Price Overview

- Vitamin B6

Market Price Trend (Jan.2019-May.2025)



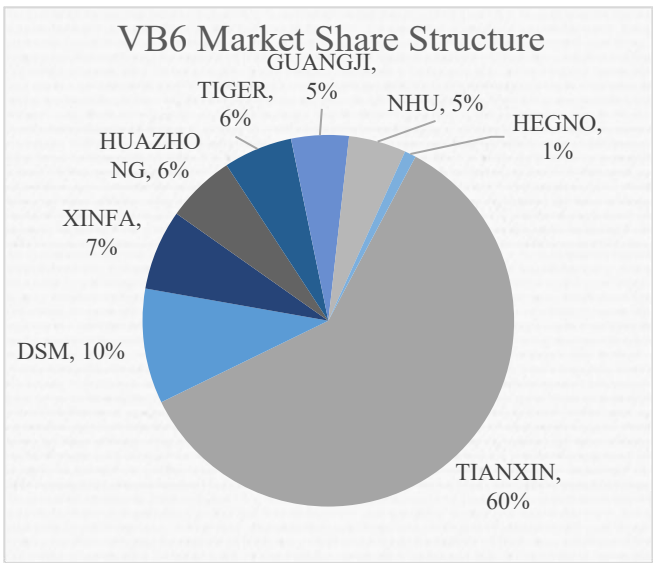
Weekly Price Trend (2025)



Market Situation-(Week 1-2, Jun)

- The market price is in a declining trend, with customers mainly doing spot purchase. In May, some manufacturers supplied at low prices and distributors also started to liquidate inventories. New production capacity has entered the market, and attention should be paid to changes in the supply pattern. At present, the VB6 market quotation is around USD19/kg FOB China.
- There is a year-on-year decline of 4.9% for Chinese VB6 export volume in the 1st four months of 2025.

Market Shares of Main Suppliers

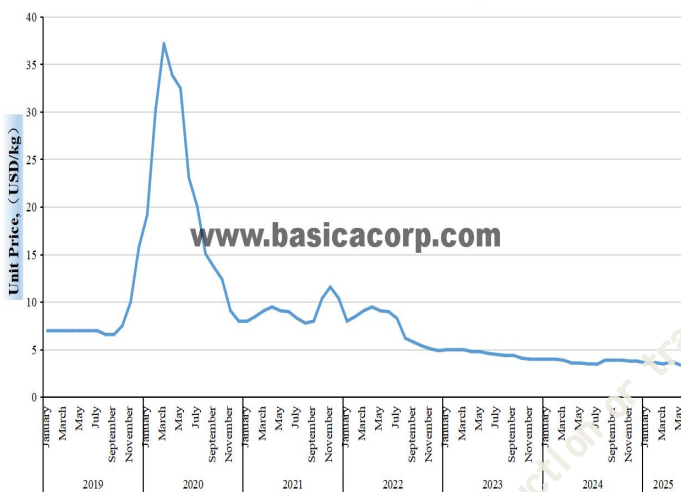


## Market Price Overview

### • Biotin

#### Market Price Trend (Jan.2019-May.2025)

Biotin 2% Monthly Average Price (Jan.2019-May.2025)



#### Weekly Price Trend (2025)

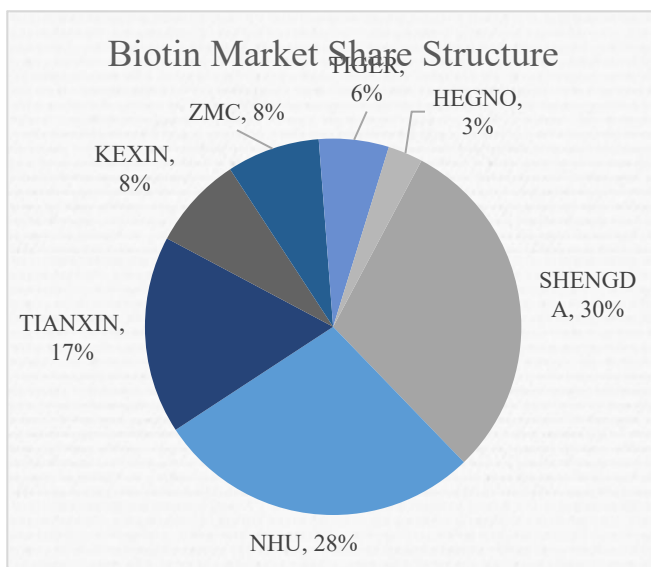
Biotin 2% Price Per Week



#### Market Situation-(Week 1-2, Jun)

- Serious oversupply leads to extremely-low prices. Some companies are operating in deficit with major manufacturers barely meeting their cost. Attention should be paid to manufacturers' sales strategies.
- Market price is around USD121/Kg FOB China for Biotin Pure and USD3.4/Kg FOB China for Biotin 2%.

#### Market Shares of Main Suppliers



## Market Price Overview

### • Vitamin B9

#### Market Price Trend (Jan.2019-May2025)

Folic acid Monthly Average Price (Jan.2019-May2025)



#### Weekly Price Trend (2025)

VB9 Price Per Week

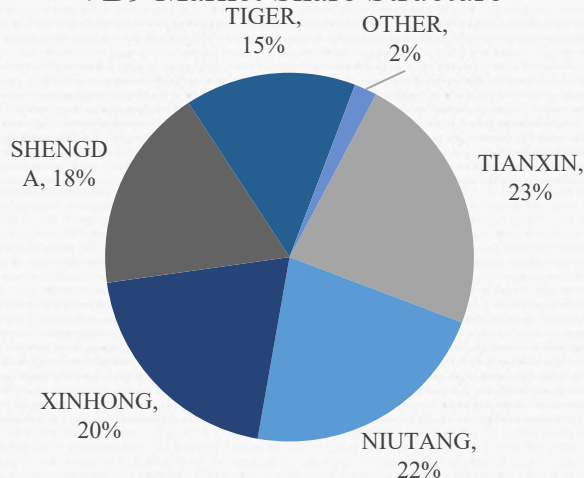


#### Market Situation-(Week 1-2, Jun)

- Offers from mainstream manufacturers are remaining firm, but a slight declining trend can be noticed due to low-price contracts deliveries from manufacturers, which were signed before market price rise last year. Attention should be paid to manufacturers' production and order delivery status.
- The current market price is lingering around USD35/kg FOB China.

#### Market Shares of Main Suppliers

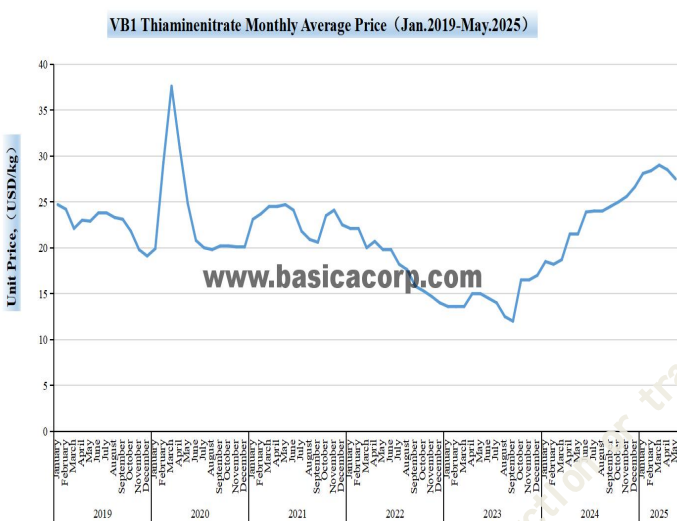
VB9 Market Share Structure



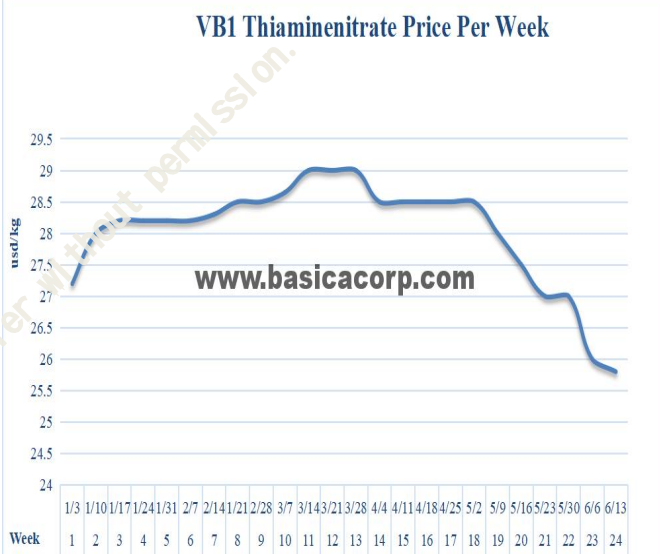
## Market Price Overview

### • Vitamin B1

#### Market Price Trend (Jan.2019-May.2025)



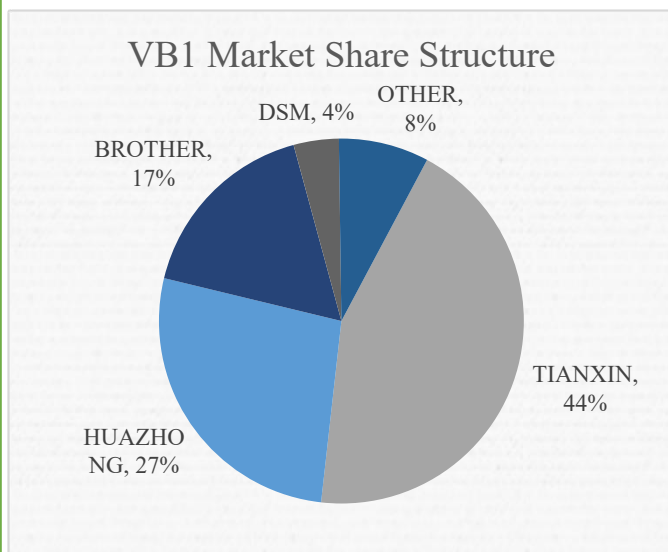
#### Weekly Price Trend (2025)



#### Market Situation-(Week 1-2, Jun)

- The market price is in a declining trend, with customers mainly doing spot purchasing. Low-price inventories have been gradually consumed out. Manufacturers are trying to hold up offer prices and controlling output. However, some factories, forced by the cash flow pressure, have gradually reduced offer prices, leading to a deteriorating market expectation. Attention should be paid to the upstream factories' sales strategy. At present, market price is around USD 25.8/Kg FOB China for VB1 Nitrate and USD 33/Kg FOB China for VB1 Hydrochloride.
- There is a year-on-year rise of 6.8% for Chinese VB1 export volume in the 1st four months of 2025.

#### Market Shares of Main Suppliers





## Market Price Overview

### Vitamin K3

#### Market Price Trend (Jan.2019-May.2025)

VK3 (MSB) Monthly Average Price (Jan.2019-May.2025)



#### Weekly Price Trend (2025)

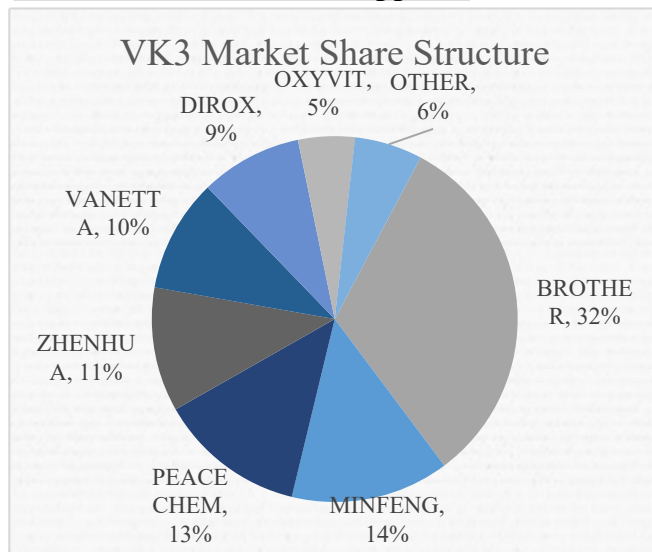
VK3, MSB Price Per Week



#### Market Situation-(Week 1-2, Jun)

- End-users are doing spot purchasing. The industry is still profitable, with new production capacity under construction. Buyers should focus on the new capacity and accordingly the impact on supply patterns.
- VK3 MSB market price is around USD 9/Kg FOB China and VK3 MNB price is around USD 10.2/KG FOB China.

#### Market Shares of Main Suppliers





Market Price Overview

- Vitamin B12

Market Price Trend (Jan.2019-May.2025)

VB12 (1%) Monthly Average Price (Jan.2019-May.2025)



Weekly Price Trend (2025)

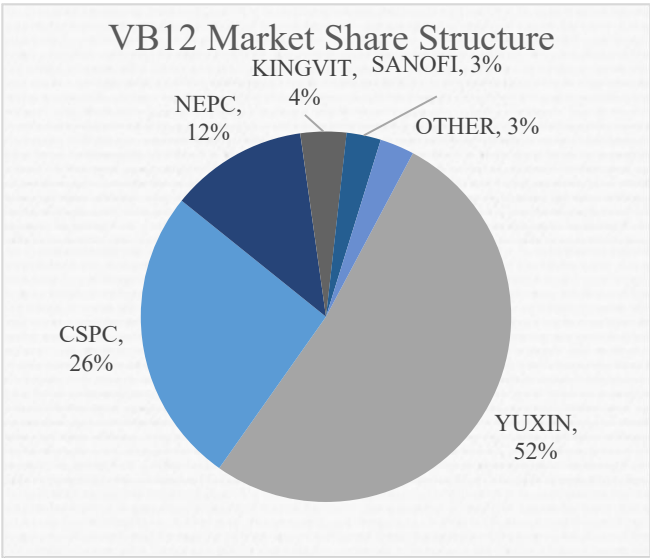
VB12 1% Price Per Week



Market Situation-(Week 1-2, Jun)

- The current VB12 market is sluggish with price declining to historically-low level. Manufacturers have been suffering from serious financial deficit. Recently, manufacturers raised the price offer. However, the market price barely showed an upward trend. The market price is around USD11/KG FOB China.
- There is a year-on-year decline of 52% for Chinese VB12 export volume in the 1st four months of 2025.
- .

Market Shares of Main Suppliers



## Market Price Overview

- Vitamin B4 (Choline Chloride)

### Market Price Trend (Jan.2019-May.2025)

VB4 Monthly Average Price (Jan.2019-May.2025)



### Weekly Price Trend (2025)

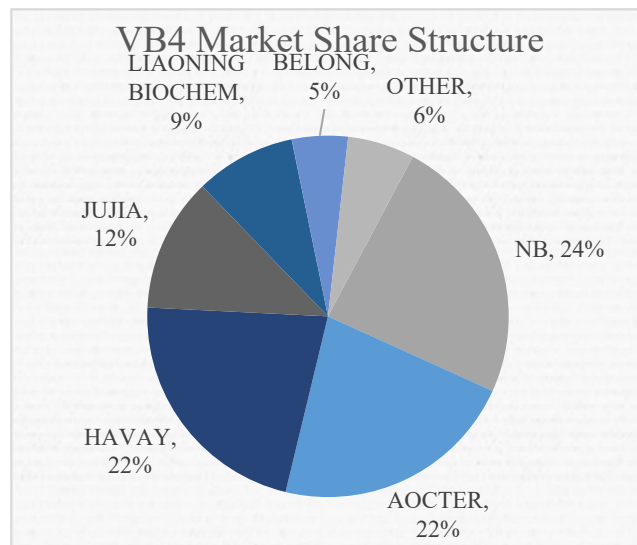
VB4 Price Per Week



### Market Situation-(Week 1-2, Jun)

- The prices of raw materials are temporarily stable, and manufacturers' price offers are stable as well. The market price is around USD0.46/KG FOB China.
- On January 21, the European Commission released information showing that choline chloride originating from China violates dumping rules by 26% and 121%. Attention should be paid to the final judgement.

### Market Shares of Main Suppliers





## Market Price Overview

- Vitamin C (Ascorbic acid)

### Market Price Trend (Jan.2019-May.2025)

Ascorbic acid Monthly Average Price (Jan.2019-May.2025)



### Weekly Price Trend (2025)

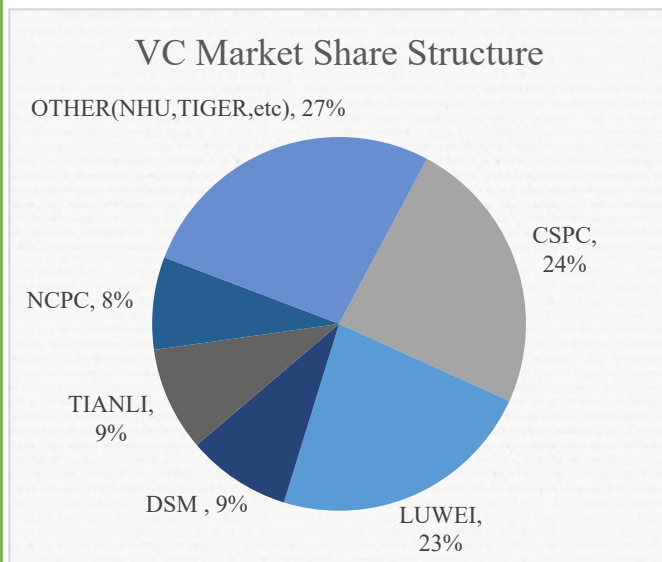
VC Price Per Week



### Market Situation-(Week 1-2,Jun)

- Some manufacturers have suspended quotation before CPHI/FIA exhibition. Since Dec,2024, the VC market price has been rapidly declining which discourages end-users from purchasing and stocking. Attention should be paid to the market dealing and manufacturers' production status. The VC market price is around USD2.2/kg FOB and the VC 35% market price is around USD1.55/kg FOB.
- There is a year-on-year rise of 25% for Chinese VC export volume in the 1st four months of 2025.

### Market Shares of Main Suppliers





## Hot Products Offered

---

- **Vitamin E 50%**
- **Vitamin A 1000**
- **Benzoic acid feed grade**
- **Sodium benzoate**
- **Calcium propionate**

All rights reserved. No reproduction or transfer without permission.